

Updated Summary Report
Grayson Pavilion Shopping Center
 1365 Grayson Highway
 Lawrenceville, Gwinnett County, Georgia

AnySite®Online



4/12/2011

Coordinates Longitude: -83.970086
 Latitude: 33.913100

	1.0 Mile Ring 3.14 sq/mi	3.0 Mile Ring 28.27 sq/mi	5.0 Mile Ring 78.54 sq/mi
POPULATION			
1990 Total Population	1,971	20,939	54,714
2000 Total Population	4,295	35,306	90,563
2009 Total Population	8,440	57,643	143,520
2014 Total Population	10,037	66,071	162,819
% Population Change 1990-2000	117.91%	68.61%	65.52%
% Population Change 2000-2009	96.51%	63.27%	58.48%
% Population Change 2009-2014	18.92%	14.62%	13.45%
HOUSEHOLDS			
1990 Total Households	603	7,070	18,213
2000 Total Households	1,382	11,699	29,924
2009 Total Households	2,807	19,525	48,433
2014 Total Households	3,415	22,872	56,166
% Households Change 1990-2000	129.19%	65.47%	64.30%
% Households Change 2000-2009	103.11%	66.89%	61.85%
% Households Change 2009-2014	21.66%	17.14%	15.97%
2009 RACE			
2009 White Population	6,708	39,364	96,792
2009 Black Population	946	10,676	26,109
2009 American Indian/Alaska Native	13	137	499
2009 Asian/Hawaiian/Pacific Islander	256	2,702	8,331
2009 Other Population (Incl 2+ Races)	516	4,764	11,788
2009 Hispanic Population	784	8,190	19,757
2009 Non-Hispanic Population	7,655	49,453	123,762

Updated Summary Report
Grayson Pavilion Shopping Center
 1365 Grayson Highway
 Lawrenceville, Gwinnett County, Georgia

AnySite®Online



4/12/2011

Coordinates Longitude: -83.970086
 Latitude: 33.913100

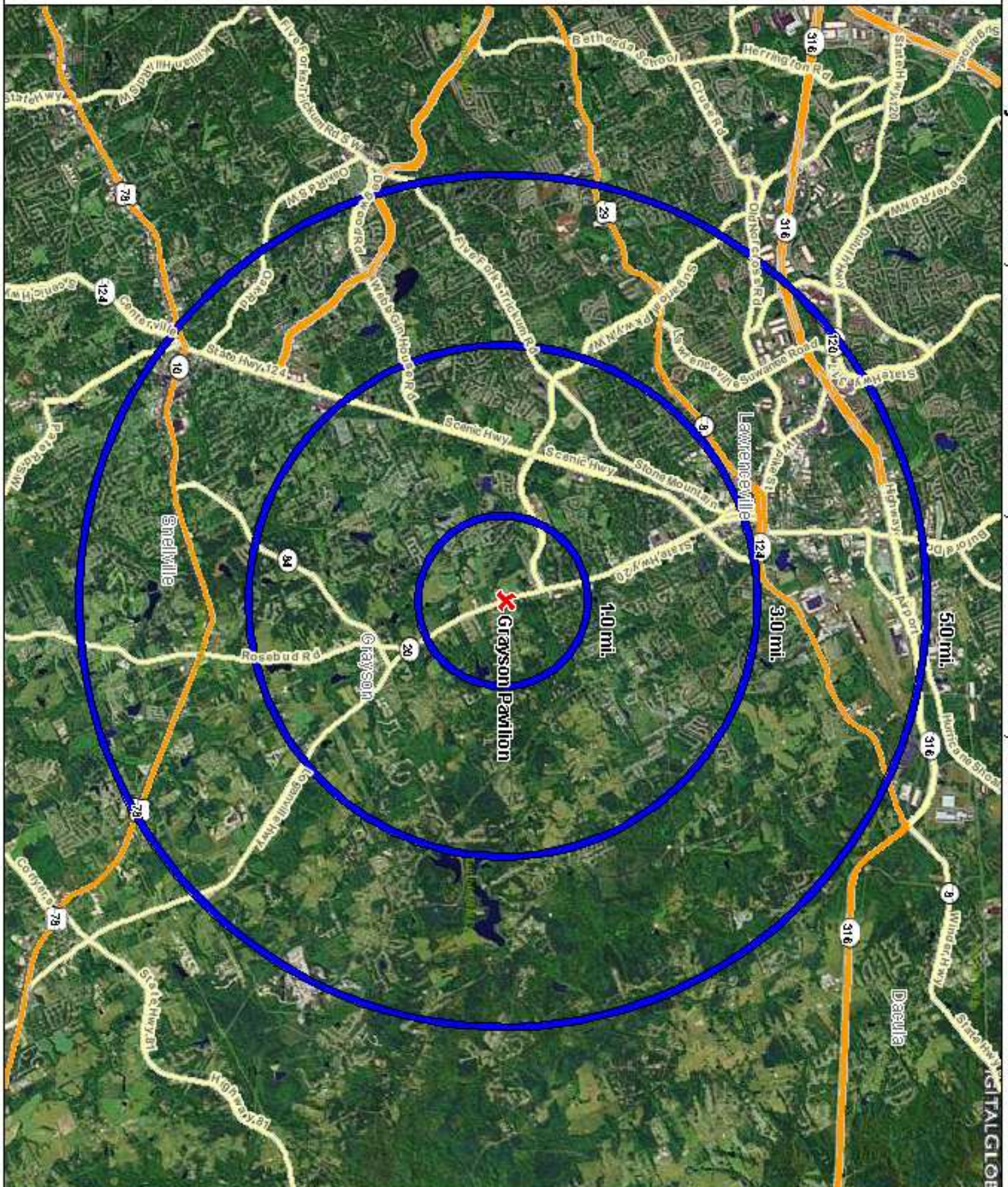
	1.0 Mile Ring 3.14 sq/mi	3.0 Mile Ring 28.27 sq/mi	5.0 Mile Ring 78.54 sq/mi
INCOME			
2009 Per Capita Income	\$24,115	\$27,701	\$27,177
2009 Median Household Income	\$59,697	\$62,006	\$62,129
2009 Average Household Income	\$72,509	\$81,780	\$80,533
2009 Household Income < \$10,000	36	448	1,036
2009 Household Income \$10,000-\$14,999	42	388	1,047
2009 Household Income \$15,000-\$19,999	69	419	952
2009 Household Income \$20,000-\$24,999	43	380	1,163
2009 Household Income \$25,000-\$29,999	83	591	1,345
2009 Household Income \$30,000-\$34,999	85	606	1,612
2009 Household Income \$35,000-\$39,999	89	933	2,076
2009 Household Income \$40,000-\$44,999	96	994	2,700
2009 Household Income \$45,000-\$49,999	249	1,476	3,340
2009 Household Income \$50,000-\$59,999	630	2,829	7,248
2009 Household Income \$60,000-\$74,999	1,019	5,225	11,952
2009 Household Income \$75,000-\$99,999	298	3,549	9,373
2009 Household Income \$100,000-\$124,999	39	934	2,434
2009 Household Income \$125,000-\$149,999	25	409	1,238
2009 Household Income \$150,000-\$199,999	1	188	475
2009 Household Income \$200,000-\$249,999	1	30	74
2009 Household Income \$250,000-\$499,999	1	126	356
2009 Household Income \$500,000+	0	1	11
2009 Average Household Size	2.9	2.9	2.9
2009 Total Owner Occupied Housing Units	2,578	15,909	39,537
2009 Total Renter Occupied Housing Units	148	3,494	8,976
2009 Total Daytime Population	5,229	54,090	145,745
2009 Total Daytime Work Population	2,143	25,171	71,813
2009 Total Establishments	326	3,008	8,349

Legend

-  Site
-  Highways
-  Roads
-  Ring(s)

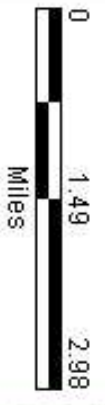
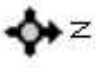
Standard Map

Grayson Pavilion, 1365 GRAYSON HWY, LAWRENCEVILLE, GA 30045



Site Coordinates

Longitude: $X: -83.970086$
Latitude: $Y: 33.913100$



AnySite® Online